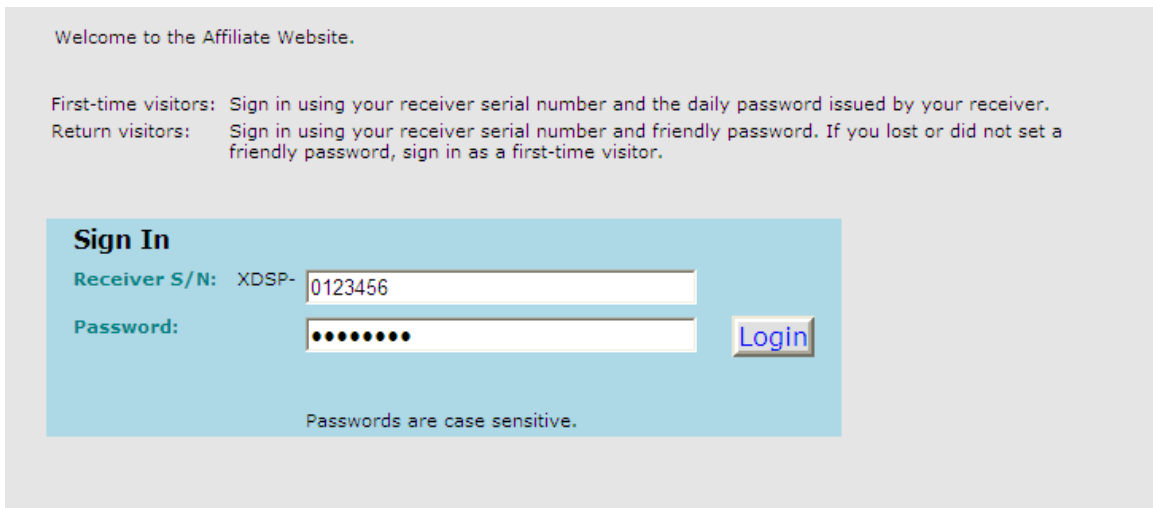


DELILAH GOLD PROGRAM SCHEDULING FOR NON-HOLIDAY MUSIC

The following tutorial will explain how to schedule Delilah GOLD, Delilah GOLD Saturday and Delilah GOLD Sunday for non-holiday programming on your XDS Pro4-P satellite receiver, either for immediate broadcast or for later playback.

Any questions regarding this procedure may be directed to the Premiere XDS Help Line at 818.461.5176

1. Access <http://myxdsreceiver.premiereradio.com> and input your serial number and password, both of which may be accessed from the front panel of the receiver itself.



Welcome to the Affiliate Website.

First-time visitors: Sign in using your receiver serial number and the daily password issued by your receiver.
Return visitors: Sign in using your receiver serial number and friendly password. If you lost or did not set a friendly password, sign in as a first-time visitor.

Sign In

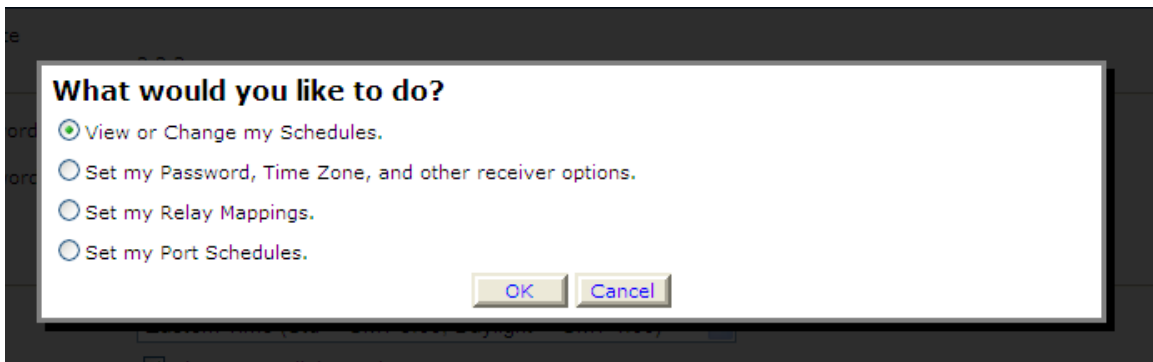
Receiver S/N: XDSP- 0123456

Password: ●●●●●●

Login

Passwords are case sensitive.

2. After entering your sign-in information, you will be prompted to choose the action you wish to perform. Select “View or Change my Schedules.” You will be presented with a list of stations assigned to your receiver. Choose the station on which you carry Delilah GOLD.



What would you like to do?

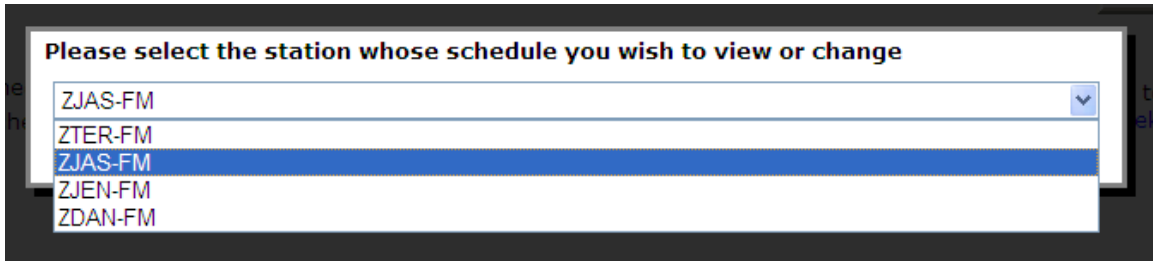
View or Change my Schedules.

Set my Password, Time Zone, and other receiver options.

Set my Relay Mappings.

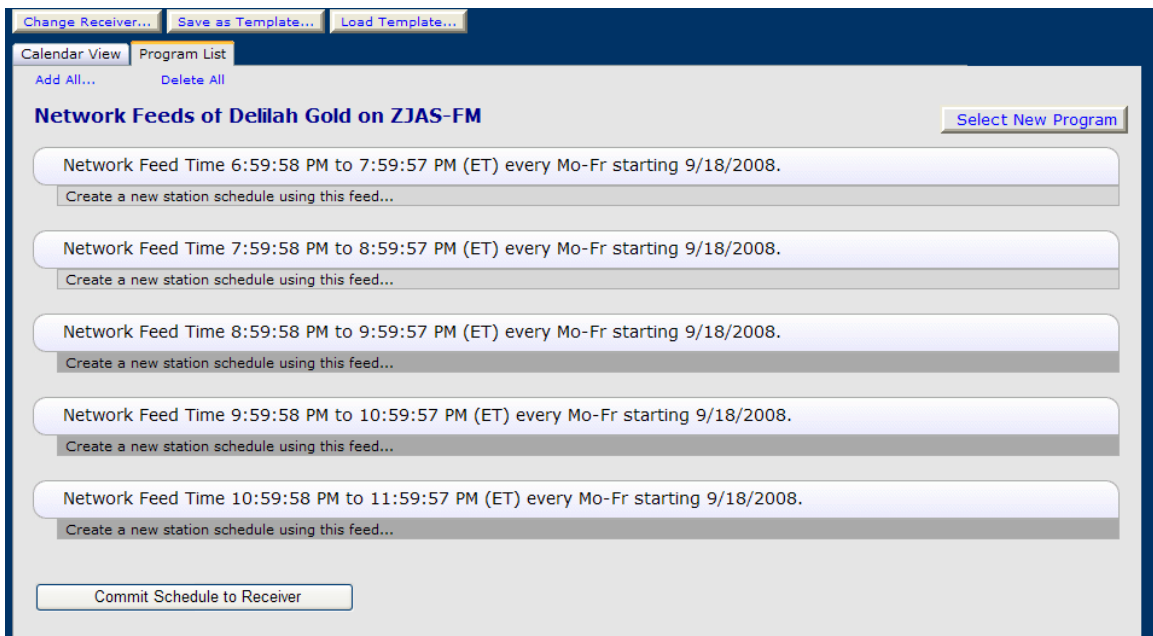
Set my Port Schedules.

OK Cancel



3. A calendar view of your programming schedule should now be visible. Click on the “Program List” tab at the upper left corner of the screen. You will see a list of programs authorized to your receiver:

4. Select the appropriate version of Delilah GOLD and click OK. All hours will be available for scheduling, as pictured below. Click “Create a new station schedule...”



5. The Schedule Editor is now displayed. If you wish to delay the show for a later time, click the “Broadcast the program delayed...” radio button. In the “Local Air Start” window, type in the time of day in which you wish to air the program. If you wish to air it live, leave the settings at their default except for the Start Date and End Date (see next point on this)

6. Edit the “Start Date” and “End Date” fields to reflect the dates you wish to air the show. Note that the End Date is the last day the non-Holiday show will air; for example, if you enter 11/14/2011 (pictured below) the show will Standard Delilah show will air and change to Holiday programming on 11/15/2011.

Set the Date Range of the network feeds to use for this schedule.

Start Date

End Date Open-ended

Network Feed starts on 9/18/2008

7. Click “Add.”

You will see the following “Prioritize Overlapping Schedules” screen:

Drag and Drop to Prioritize

highest	Delilah Gold (Delayed): @ 6:59:58 PM to 7:59:57 PM (PT) every Mo-Fr starting 11/7/2011. *
lowest	Delilah (Delayed): @ 6:59:58 PM to 7:59:57 PM (PT) every Mo-Fr starting 11/7/2011.

* the newly created schedule

8. Drag “Delilah GOLD” to the top of the list and press OK. Show presence can be verified by clicking “Commit Schedule to Receiver” and scrolling down to the time in which it is scheduled.
9. Click the Configuration menu and check the “Steer audio ports to match program schedules” button and click “Update.” This will make changes go through faster than they normally would.

RELAY MAPPING

While Delilah GOLD M-F, Delilah GOLD Saturday, and Delilah GOLD Sunday utilize the same relay functions as the normal feeds (indicated by common suffixes such as xxLOCAL, xxLINER1, etc.), they all have unique relay codes which must be mapped. These can be placed under/in addition to the normal codes so there is no need to delete anything that is already there.

For example, here is what Delilah Standard (top) and Delilah Gold (second).:

Rly 7
DELLOCAL
DEGLOCAL

For detailed instructions on this, please refer to the Relay Mapping tutorial found in the Tutorials section of <http://engineering.premiereradio.com/pro4p>.

A closing note: authorization for Delilah GOLD may outlast actual program transmission, so after Christmas it is highly advisable to delete the schedule. As the Delilah / Delilah Gold program is still authorized and scheduled, that show should air by default after this is done. Again, you can verify this by clicking on “Calendar View” and viewing the updated schedule.